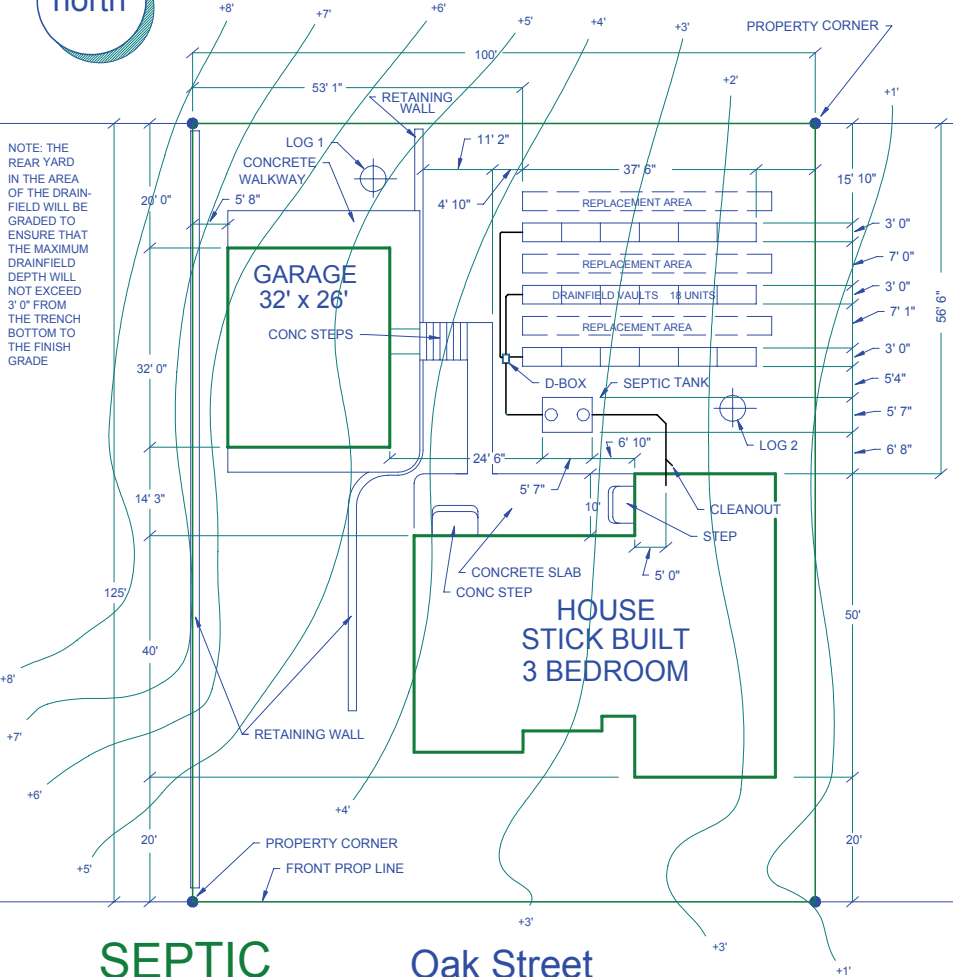


Name and Parcel Number:

Robins 12-1234-00



SEPTIC DESIGN

Lot 1 - Sunshine Plat
Sunbeach County
SCALE: 1" = 20' 0"

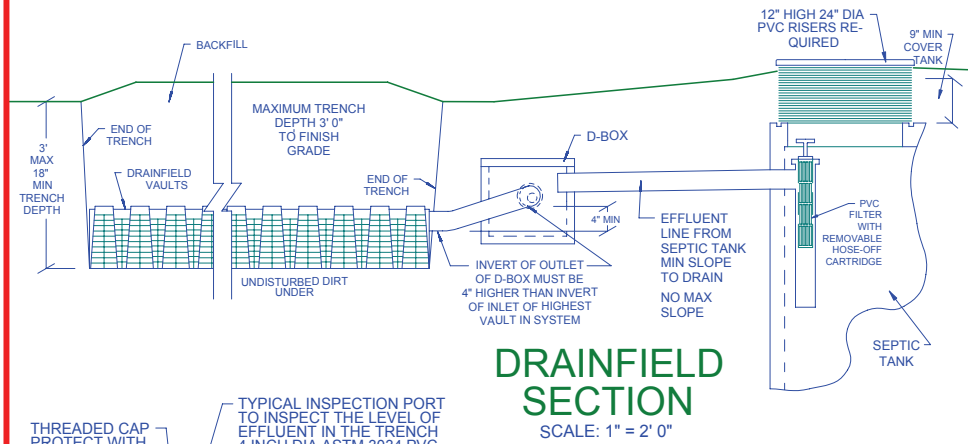
Oak Street

ECO-NOMIC
420 Basin St. SW, Ephrata, WA 98823 (509) 754-4050

Date:	12-09-2011
Job Number:	0000A
Sheet Number:	1 of 2
Scale:	as shown

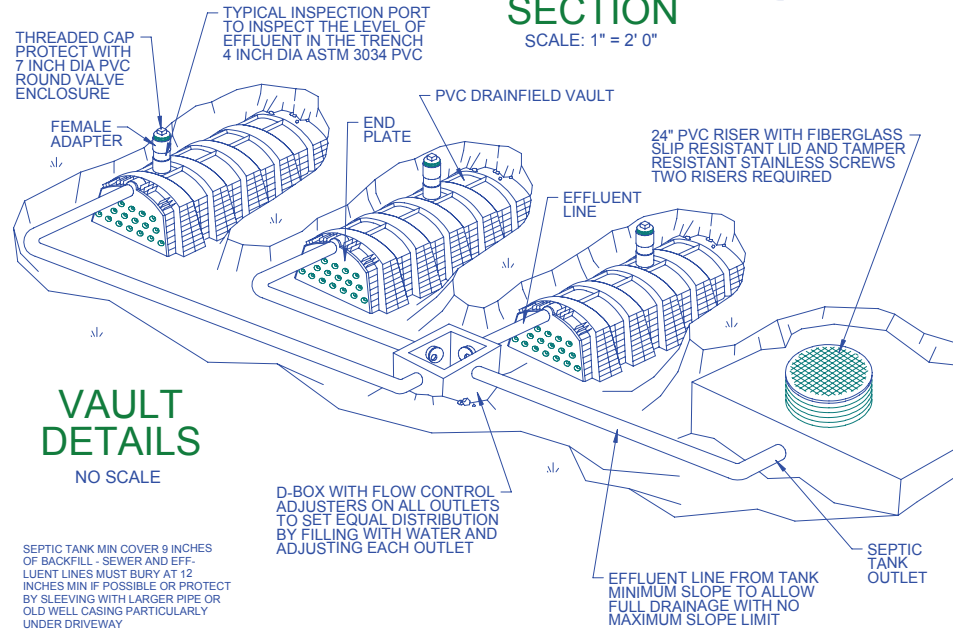
Name and Parcel Number:

Robins 12-1234-00



DRAINFIELD SECTION

SCALE: 1" = 2' 0"



VAULT DETAILS

NO SCALE

SEPTIC TANK MIN COVER 9 INCHES OF BACKFILL - SEWER AND EFFLUENT LINES MUST BURY AT 12 INCHES MIN IF POSSIBLE OR PROTECT BY SLEEVING WITH LARGER PIPE OR OLD WELL CASING PARTICULARLY UNDER DRIVEWAY

SEWER LINES MUST BE SCH 40 OR ASTM 3034 PIPE AT A MIN SLOPE OF 1/8 INCH PER FOOT TO A MAX SLOPE OF 1/4 INCH PER FOOT

EFFLUENT LINES MUST BE SCH 40 OR 3034 AT MIN SLOPE TO FULLY DRAIN AND NO MAX SLOPE

ECO-NOMIC
420 Basin St. SW, Ephrata, WA 98823 (509) 754-4050

Date:	12-09-2011
Job Number:	0000B
Sheet Number:	2 of 2
Scale:	as shown